



Government College for Men:: Kadapa

(NAAC Accredited at "B" Grade)

Andhra Pradesh-516004

Internal Quality Assurance Cell

Online Feedback Collection and Real Time Analysis System

Student Satisfaction Survey

Academic year
2020-2021

Total Participants

350

How well were the teachers able to communicate?	Record Count
Very poor communication	4
Generally ineffective	9
Just satisfactorily	13
Sometimes effective	58
Always effective	266
Grand total	350

How much of the syllabus was covered in the class? ▾	Record Count
Below 30%	1
85 to 100%	288
70 to 84%	53
55 to 69%	4
30 to 54%	4
Grand total	350

How well did the teachers prepare for the classes? ▲	Record Count
Poorly	4
Indifferently	8
Won't teach at all	12
Satisfactorily	127
Thoroughly	199
Grand total	350

Efforts are made by the institute/ teachers to inculcate soft skills, life skills and employability skills to make you ready for the world of work.	Record Count ^
Not at all	3
Some what	10
Very little	13
Moderate	79
To a great extent	245
Grand total	350

Fairness of the internal evaluation process by the teachers v	Record Count
Usually unfair	6
Usually fair	58
Unfair	13
Sometimes unfair	32
Always fair	241
Grand total	350

Teachers are able to identify your weaknesses and help you to overcome them	Record Count ^
Never	4
Rarely	5
Occasionally/Sometimes	10
Usually	69
Every time	262
Grand total	350

Teachers encourage you to participate in extracurricular activities.	Record Count ^
Strongly Disagree	4
Disagree	5
Neutral	17
Agree	108
Strongly agree	216
Grand total	350

Teachers inform you about your expected competencies, course outcomes and programme outcomes.	Record Count v
Every time	271
Usually	62
Occasionally/Sometimes	14
Rarely	2
Never	1
Grand total	350

The institute takes active interest in promoting internship, student exchange, field visit opportunities for students	Record Count ^
Rarely	5
Never	9
Often	30
Sometimes	41
Regularly	265
Grand total	350

The institute/ teachers use student centric methods, such as experiential learning, participative learning and problem solving methodologies for enhancing learning experiences.	Record Count ^
Not at all	4
Very little	6
Some what	9
Moderate	100
To a great extent	231
Grand total	350


The institution makes effort to engage students in the monitoring, review and continuous quality improvement of the teaching learning process	Record Count ^
Strongly disagree	3
Disagree	4
Neutral	28
Agree	121
Strongly agree	194
Grand total	350

The institution provides multiple opportunities to learn and grow.	Record Count ^
Disagree	3
Neutral	19
Agree	111
Strongly agree	217
Grand total	350

Was your performance in assignments discussed with you?	Record Count ^
Never	1
Rarely	7
Occasionally/So metimes	14
Usually	60
Every time	268
Grand total	350

What percentage of teachers use ICT tools such as LCD projector, Multimedia, etc. while teaching.	Record Count v
Above 90%	194
70 – 89%	107
50 – 69%	31
30 – 49%	11
Below 29%	7
Grand total	350

The overall quality of teaching-learning process in your institute is very good.	Record Count v
Strongly Agree	232
Agree	98
Neutral	15
Disagree	3
Strongly Disagree	2
Grand total	350



Government College for Men:: Kadapa

(NAAC Accredited at "B" Grade)

Andhra Pradesh-516004

Internal Quality Assurance Cell (IQAC)

Action Taken Report on Student Satisfaction Survey for Academic Year: 2020-2021

The IQAC of the college has developed the feedback mechanism commencing with obtaining feedback from the various stakeholders through a structured feedback form. As per the Student Satisfaction Survey for Academic Year: 2020-2021 received from the students have been taken into the Staff Council Meeting dated: 20.12.2021 and the following action has been taken into consideration.

Summary of the SSS Report:

Students are an integral part of institution. Students of an institution form the core of the stakeholders and all the activities undertaken by the institute are focused on creating a barrier free and conducive environment for excelling in their academics. In this regard the institution has provided many facilities for the benefit of students.

In order to capture the experiences of students for the academic session 2020-21, a questionnaire of 15 parameters has been framed and forwarded through online. The questionnaire of the survey includes 15 questions to which responses are given anonymously by the students of the institution with the help of Google forms. The survey components include an institute level feedback on infrastructure and learning experiences.

The outcome of the survey will help to reach the objective of the institution. This will also help to initiate remedial action to improve the facilities whenever and wherever it is required. The result of the survey will provide a base to plan for the future.

- ✓ 350 students responded to student satisfaction survey. The analysis of the survey conducted shows that most of the students were highly satisfied on the teaching and learning process of the institution. Students have expressed their satisfaction over the syllabus covered in their classes and laboratories.
- ✓ The survey questionnaire includes the parameter like facilities, syllabus, soft skills, employability skills, evaluation process, course outcomes, internship, student exchange, field visit opportunities, methodology, using ICT tools and related activities in the college revealed that the students are highly satisfied.
- ✓ At the same time the students have appreciated and highly satisfied with the implementation of learning outcome-based curriculum which includes communication of teacher with students, teaching methodology, seminar works and it follow up made by the faculty throughout the semester.
- ✓ They also satisfied and acknowledged the efforts made by the faculty in promoting and conducting seminars, workshops especially hands on training sessions, interdisciplinary learning programmes implemented in the institution since they are very much helpful to them to see world beyond their prescribed curriculum and also motivating them to learn other object or practical.
- ✓ The institutional ability in inculcating soft skills, life skills and employable skills among the students with ICT tools by the faculty along with the appropriate teaching pedagogy has been rated high in the survey.

Action Taken:

Students expressed at most satisfaction and strongly agreed with teaching and learning practices followed in our college. Hence, it is resolved to continue the current teaching and learning methodologies and also suggested to incorporate more ICT methodologies in enriching teaching and learning process.














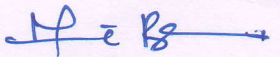


Dr. B. Ramachandra
20.12.2021

Dr. B. Ramachandra, Ph.D
IQAC Co-ordinator
Govt. College for Men, Kadapa.

[Signature]
PRINCIPAL
GOVT. COLLEGE FOR MEN (A)
KADAPA.

1. C. Viswanatha Rao — Dept. of English —

2. Dr. M. Ramesh — Dept. of History — *[Signature]*

3. B.  Dept of Chemistry
4. K. Sivaram Dept of Economics 
5. Dr. T. Madhusudana Dept. of Commerce T. Manu 
6. Dr. G. Venkatesh Subbaiah Dept. of Mathematics 
7. Dr. S.V. Bhakthiyani Lecturer in Urdu 
8. P. Gayam Reddy. Dept of Physics 
9. P. Kalpana Dept. of Biotechnology P. Kalpana 
10. Dr. U. Ranya Jyothi Dept. of Telugu Ranya Jyothi 
11. Y. Anitha Dept. of comp-science Anitha 
12. N. Sivaprasadar Dept. of History 
13. Dr. V. Krishnaveni Dept. of Commerce V. Krishnaveni 
14. G. Parveen Dept. of Commerce G. Parveen 
15. N. Lavanya Dept. of Commerce N. Lavanya 
16. P. Manjula Bhargavi Dept. of Commerce P. Manjula Bhargavi 
17. K. Vijaya Lakshmi Dept. of Telugu K. Vijaya Lakshmi 
- 17 Dr K. Chentya Beera  " " K C Beera 